

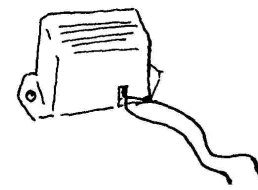
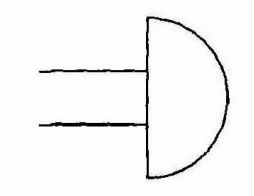
Name..... Group..... Mark.....

9.6 Burglar Alarm project - Components

Match the name of the component used in the burglar alarm with its circuit symbol and its picture.

The first one is done for you...

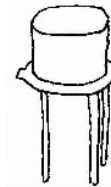
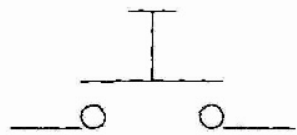
Resistor




Light Emitting Diode



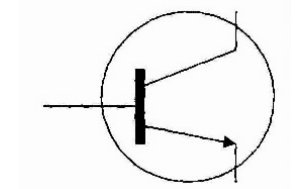
Buzzer




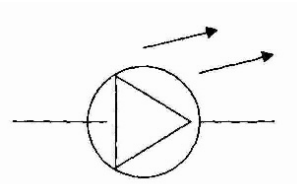
Transistor



Battery



Wire



Push-to-make switch

